



Horicon Bank's RoboSave

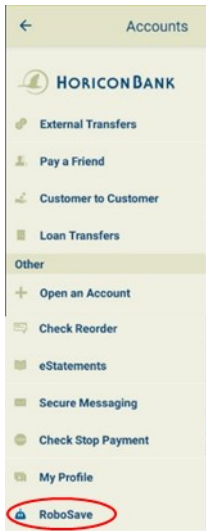
Save Smarter. Not Harder.

With RoboSave, you can create your own Savings Goals and RoboSave will calculate how much you can afford to save based on your transaction history and will transfer the money **automatically**. You can even set up manual transfers to help achieve your goals faster. A savings account is required to use this service; this account allows you to manage multiple savings goals.

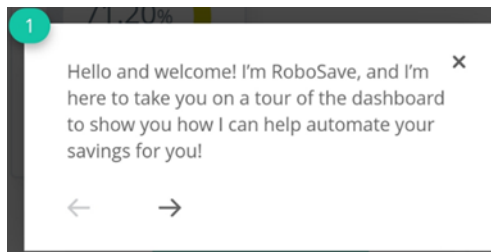
Where Do I Start?

Sign into Horicon Bank's Internet Banking. Go to RoboSave in the left menu and sign up.

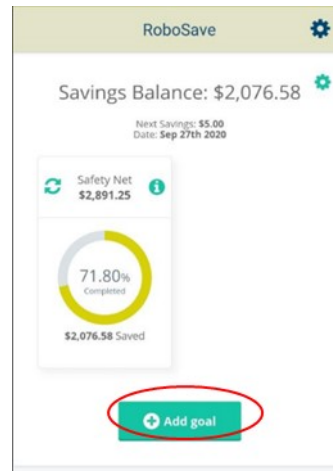
1. Select RoboSave



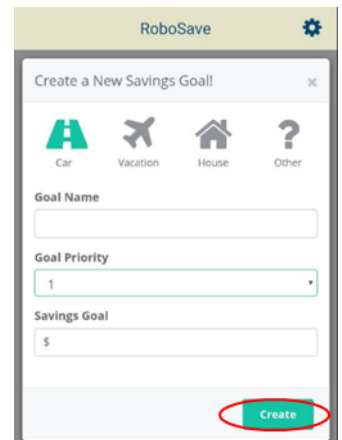
2. Read Welcome and Instructions



3. Add A Savings Goal




4. Enter Goal Details



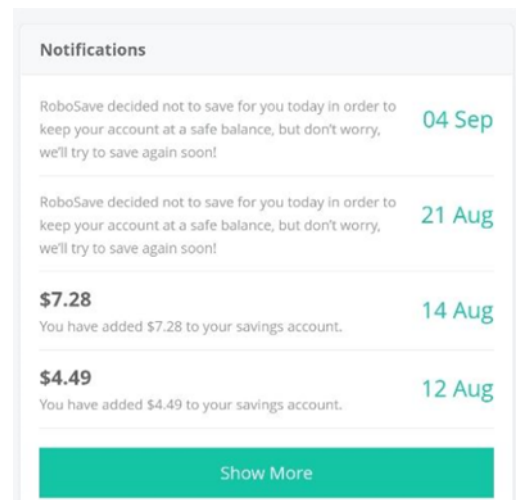
What Is The Auto Save Feature?

When this option is turned on, funds will be transferred automatically every two days, the amount will vary based on checking account balance and daily spending



Notifications Help You Stay On Track.

Notifications will display any transfer history, if your transfers didn't occur and any additional information about your saving progress.



Use Settings to Make Adjustments.

Access "Settings" to adjust transfer accounts and view FAQs.

